



Yobe State Government Budget
Performance Report 2024 Q1

2024

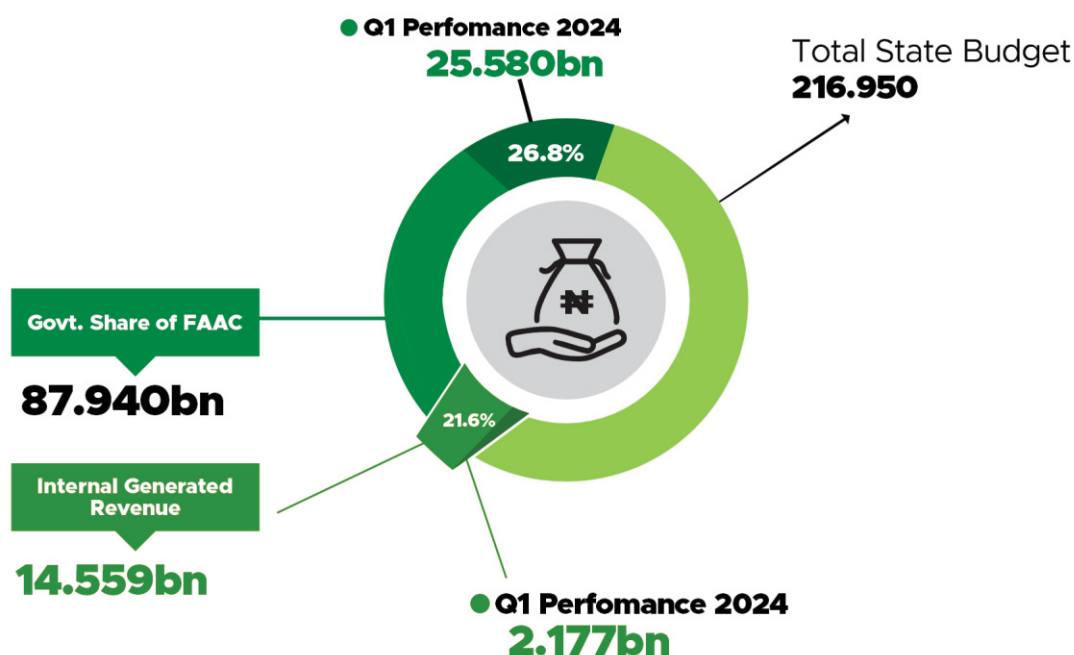
Quarterly Budget Performance

(Education Sector)



Recurrent Revenue

Recurrent Revenue



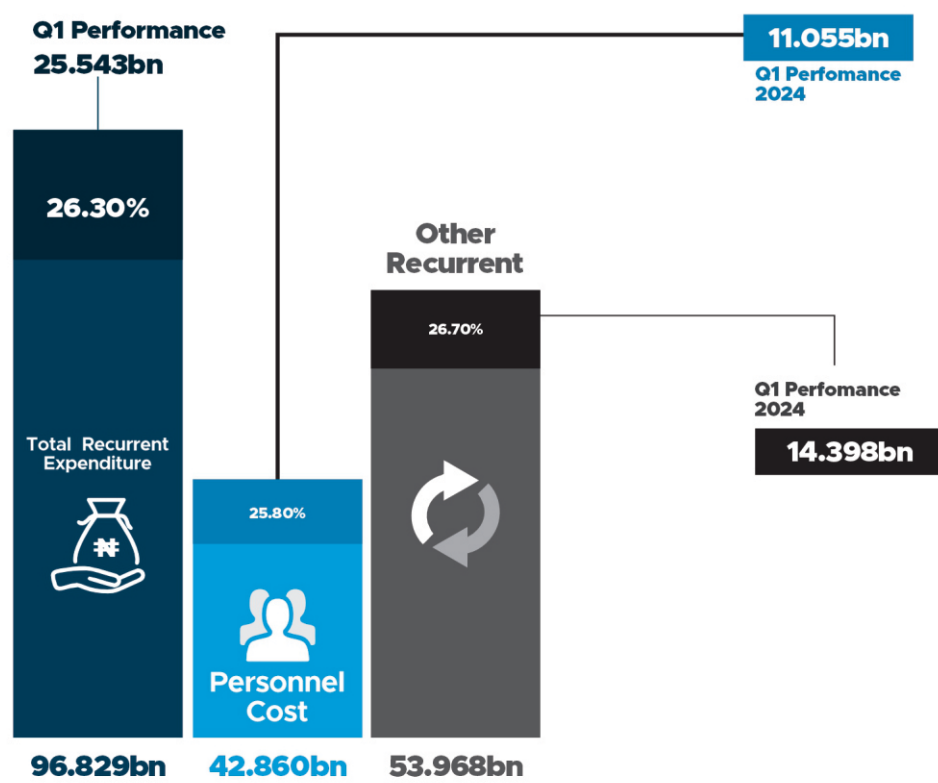
Revenue Performance:

The sum of **N102,500,000,000 (47.2%)** of the total budget for the 2024 fiscal year, has been earmarked as recurrent revenue. Of this amount, **N87,940,942,556 (85.8%)** is expected from the Government's share of FAAC, while **N14,559,057,444 (14.2%)** to be generated internally. Capital receipt, on the other hand, contributes **N110,950,000,000**, about **51.1%**, where **N55,400,000,000** is expected from Grants, and Capital Development Fund of **N55,550,000,000** (broken down into other capital receipts **N28,100,000,000** and **N27,450,000,000** domestic loans). The anticipated opening balance is **N3,500,000,000**, making a total revenue of **N216,950,000,000**.

During the first quarter of the year 2024, the sum of **N27,758,149,211.16** was received, indicating **27.1%** performance. Out of this amount, **N25,580,351,605.00** i.e., **92.2%**, comes from the Government share of FAAC, while **N2,177,797,606.16** or **7.8%**, is generated internally. While the share of FAAC surpassed the Q1 target by **16%**, IGR, is below the target by **40.2%**. In terms of Capital Receipts, out of the budgeted **N110,950,000,000**, the sum of **N19,000,000,000 (17.1%)** was drawn from aids grants, while no drawdowns were made from other components (other capital receipts and domestic loans).

Recurrent Expenditure

Recurrent Expenditure

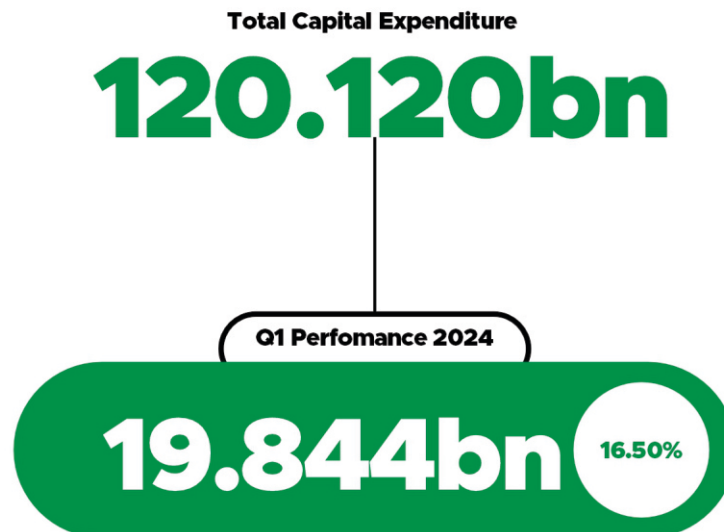


Recurrent Expenditure Performance:

The sum of **N96,829,042,000** was budgeted in the year 2024 as total recurrent expenditure, about **44.6%** of the total budget, broken down into Personnel Costs, including CRF Charges, Pension, Gratuity and Death Benefits of **N42,860,632,000** and Overhead Cost of **N53,968,410,000**, which consists of **N42,018,410,000** overheads and other recurrent costs, and debt service of **N11,950,000,000**. Total recurrent expenditure for Q1 stood at **N25,453,519,388.18**, translating into **26.3%** performance. This is made of personnel cost of **N11,055,477,252.78 (25.6%)** and other recurrent cost **N14,398,042,135.40 (26.7%)**. Out of the amount expended to cater for other recurrent costs, **N11,973,734.626.56** is expended on overheads and other recurrent expenditures, while **N2,424,307,508.84** is used to service the debts

Capital Expenditure

Capital Expenditure



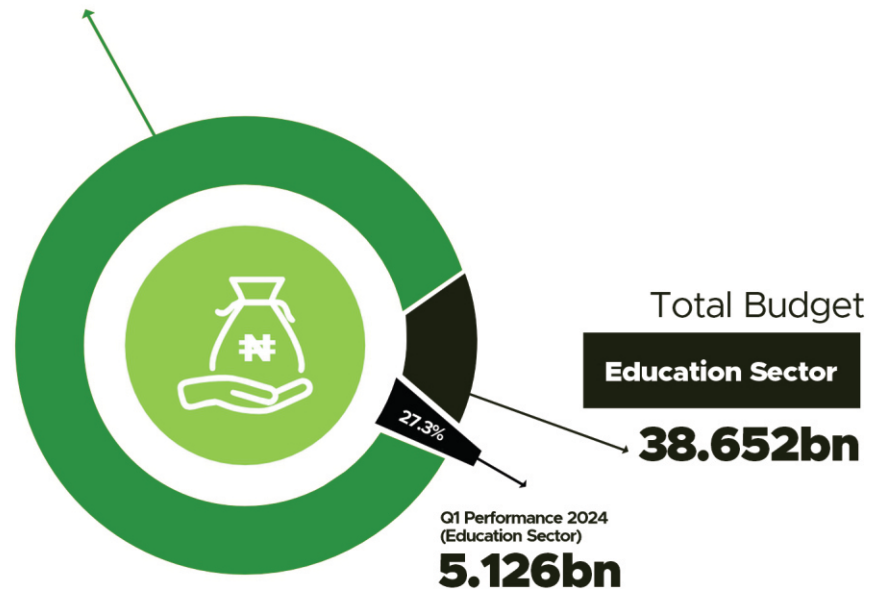
Capital Expenditure Performance:

The sum of **N120,120,958,000** (55.4% of the overall budget) was budgeted for capital expenditure in the 2024 Approved Original Budget (captured under Economic Sub-Account Type 32, Fixed Assets). During the first quarter of the year 2024, the sum of **N19,844,661,031.57** was spent, representing **16.5%** performance, about 8.5% below the expected 2024 Q1 outturn.

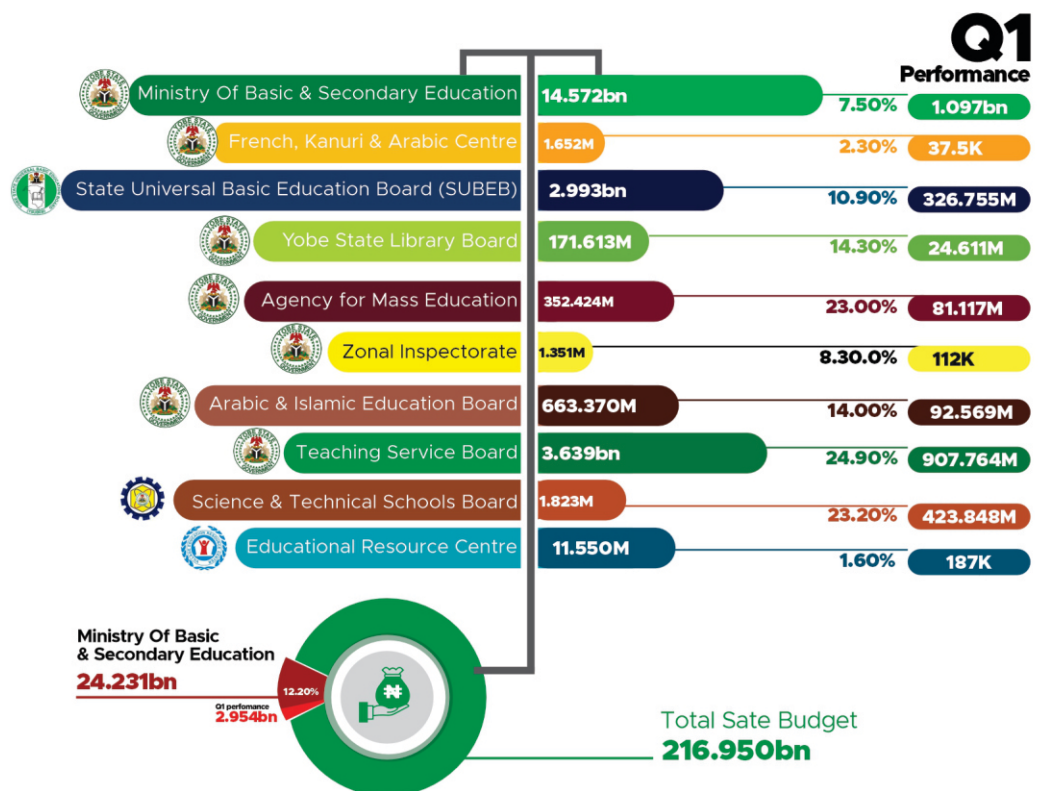
Budget Performance (Education Sector)

Education Sector

Total State Budget
216.950bn



Ministry Of Basic & Secondary Education



Ministry Of Higher Education, Science & Technology

